

ENVIRONMENTAL IMPACT SHEET




2020


Potato Fungicides








1,5-3% organic matter 0,5% drift

Pesticide	Dose (kg/ha of l/ha)	Environmental Impact Points (EIP)			Pollina-tors	Natural enemies
		Water-organisms	Soil-organisms	Ground-water		
Phytophthora						
Amphore Flex, Pergovi Flex	0,6	8	27	0	A	A
Acrobat DF	2	30	96	10	B	B
Banjo Forte, Foly Star 400 SC ²	1	58	25	60	B	?
Canvas ²	0,5	22	7	130	A	?
Curzate M, Viridal	2,5	38	145	8	A	B
Curzate Partner	0,2	6	26	0	A	A
Cymbal Flow	0,5	5	25	0	A	A
Cymoxanil-M	2,3	32	129	7	A	B
Dagonis (PL/SC) ¹	0,75	17	1	135	A	?
Danso Flow	0,5	5	25	0	A	A
Dimix 500 SC ²	0,36	3	1	5	B	B
DPX-QGU42	0,15	1	0	0	B	?
Edipro	1,4	0	8	0	A	A
Emendo M ²	2,5	0	5	0	A	?
Enervin	1,2	8	0	0	A	?
Evitto, Gachinko ²	0,5	22	7	130	A	?
Fantic ²	2,5	13	120	8	A	?
Fubol Gold	2,3	28	106	230	A	B
Grecale ²	0,6	52	47	49	A	?
Infinito	1,2	4	7	37	A	A
Inigo Pro	3	18	15	570	B	?
Kunshi ²	0,5	54	50	50	A	?
Lieto	0,45	34	41	0	A	A
mancozeb 75% (several brands)	2	28	108	6	A	B
Nautile WG, Video WG	2	30	118	6	A	B
Orvego ¹	0,8	14	2	6	B	?
Orvego MZ ²	2,5	12	85	5	A	?
Palmas, Nautile WP, Video WP	2,25	32	126	7	A	B
Presidium ³	1	8	12	5	B	B
Profilux	2,5	38	148	8	A	B
Proxanil	2	5	28	0	A	A
Ranman	0,2	6	2	6	A	B
Ranman Top ²	0,5	3	2	6	A	B
Revus	0,6	3	4	0	A	A
Sacron WG	0,265	5	26	0	A	A
Shirlan Gold ²	0,4	55	24	52	A	?
Solution	2,5	38	148	8	A	B
Turbat DF	2	26	100	6	A	B
Turbat WP	2	28	112	6	A	B
Unikat Pro ²	1,8	137	95	5	?	?
Valbon	2	26	100	6	A	?
Valbon Start	1,6	21	80	5	A	?
Valis M ²	2,5	12	108	5	A	?
Vendetta ²	0,5	55	23	65	A	?
Versilius	0,5	0	1	0	A	?
Zandal WG	2,5	38	145	8	A	B
Zetanil WG	2	28	112	6	A	B
Zetanil solo WG	0,24	5	26	0	A	A
Zignal 500 SC ²	0,4	33	14	?	A	?
Zorvec Enicade	0,15	7	1	0	B	?

Alternaria (specific pesticides; some Phytophthora pesticides have a side-effect on Alternaria)							
Alternet ^{1,2} 		0,5	18	1	445	A	A
Amiplus Azoxystrobin, Globaztar AZT 250 SC, Profi AZ 250 SC, Zoxis 250 SC ²		0,5	13	2	1	A	A
Amistar, Mirador ²		0,25	3	1	1	A	A
Carial Star ²		0,6	23	5	534	A	A
Narita ^{1,2} 		0,5	18	1	445	A	A
Signum		0,2	2	3	5	A	A

Rhizoctonia (full field)							
Amistar, Mirador ^{1,2} 		6	60	18	12	A	A

Rhizoctonia (application in rows)							
Allstar		0,8	16	1	7	A	?
azoxystrobin 250 ml		3	30	9	6	A	A
Amistar, Mirador ^{1,3,6} 		3	30	9	6	A	A
Subliem ⁶		3	0	18	3	A	?









Sclerotinia sclerotiorum							
Contans WG		2	0	0	0	?	?

- ¹  Forbidden to use this pesticide in groundwater protection zones.
- ² Drift control measures apply for this pesticide: 90% drift reduction.
- ³ Drift control measures apply for this pesticide: 95% drift reduction.
- ⁴ Drift control measures apply for this pesticide: 97,5% drift reduction.
- ⁵ Application only in plots which are not adjacent to surface water.
- ⁶ 0% drift (soil disinfection, row treatment during planting, dipping, seed treatment, spot treatment, soil treatment).

Read the label before application of the pesticides!

The label gives extra prescriptions (maximum dose, number of applications, etc.)

Legend

Environmental Impact Points (EIP)		≤100 EIP		>100 and ≤1000 EIP		>1000 EIP					
Pollinators & natural enemies		A	Suitable in IPM		B	Moderately suitable		C	Not suitable in IPM	?	Effect unknown
EIP based on application in:		Spring		Fall							
		mar - aug		sept - feb							

Disclaimer

- This environmental impact sheet enables you to compare the impact of registered pesticides on the risk of leaching to groundwater, aquatic organisms in surface water, soil organisms and beneficial insects (pollinators and natural enemies). This sheet also provides information about the risk for the user. All scores on this sheet are derived from the Environmental Yardstick for Pesticides from the Dutch Centre for Agriculture and Environment (CLM).
- The risk for aquatic organisms, soil organisms and of leaching to groundwater is given in Environmental Impact Points (EIP). A score of 100 EIP equals the environmental acceptable concentration according to the CTGB a Dutch Board for the Authorisation of Plant Protection Products and Biocides (www.ctgb.nl).
 - There are drift control measures for some pesticides (see footnotes). In the EIP calculation for water organisms are lower drift percentages used. There is no environmental impact on aquatic organisms for plots without adjacent waterways. (In this case, assume 0 EIP.)
 - The risk for natural enemies (parasitic wasps, ladybirds and predatory mites) and pollinators (bees and bumblebees) is represented with a symbol. This symbol indicates the usability in integrated pest management (IPM). It is a combination of different side effects on individual beneficial organisms. More detailed information is available in the side effects databases of distributors of beneficial organisms. The information on this sheet is derived from Koppert Biological Systems (www.koppert.nl).
 - Excipients are not included (the EIP are estimated to be neglectable).

Information

This Environmental Impact Sheet is a tool to provide insight in one of the factors on which pesticide selection can be based. Pesticides that are permitted in the Netherlands can be found at www.pesticideyardstick.eu.

This Environmental Impact Sheet is one of the tools used and assessed in the international project Fairway. This project reviews current approaches and measures for protection of drinking water resources against pollution. More information: www.fairway-project.eu.

This Environmental Impact Sheet is made for the project Clean Water for Brabant, with the purpose to reduce the use of chemical crop protection products. This is an initiative of the Province Noord-Brabant, Brabant Water, regional water authorities Aa en Maas, De Dommel, Brabantse Delta en Rivierenland, ZLTO en RIWA Maas.

More information: www.schoon-water.nl.

For questions about this sheet you can go to the Clean Water Counter: T 0345 470 761.

Liability

© Copyright CLM, 2020 (sheet version 12-05-2020). CLM accepts no liability for the consequences of outdated or erroneous information in the Environmental Impact Sheet or incorrect use of the sheet.

